



HB STOCKHOLDINGS LTD.

Regd. Office : Plot No. 31, Echelon Institutional Area, Sector - 32, Gurugram -122001 (Haryana)
Ph.:0124-4675500, Fax:0124-4370985, E-mail:corporate@hbstockholdings.com
Website : www.hbstockholdings.com, CIN : L65929HR1985PLC033936

10th November, 2022

| | |
|---|--|
| The Listing Department BSE Limited, Pheroze Jeejeebhoy Towers, Dalal Street, Fort, Mumbai - 400 001 Scrip Code: 532216 | The Vice President National Stock Exchange of India Limited, Exchange Plaza Bandra Kurla Complex, Bandra (East) Mumbai – 400 051 Scrip Symbol: HBSL |
|---|--|

Sub: Outcome of Board Meeting held on 10th November, 2022 and Forwarding of Un-audited Financial Results for the second quarter and half year ended on 30th September, 2022

Dear Sir/Madam,

Pursuant to Regulation 30 and 33 of the SEBI (Listing Obligations and Disclosure Requirements) Regulations, 2015, this is to inform you that the Board of Directors at its meeting held today i.e. 10th November, 2022 considered, approved and adopted the Un-audited Financial Results (Standalone and Consolidated) along with Limited Review Report for the second quarter and half year ended on 30th September, 2022.

A copy of duly signed Un-Audited Financial Results (Standalone and Consolidated) along with Limited Review Report for the second quarter and half year ended on 30th September, 2022 is enclosed.

The Board Meeting commenced at 03:00 P.M. and concluded at 03:55 P.M.

You are requested to take note of same.

Thanking you,

Yours faithfully,
For **HB Stockholdings Limited**


REEMA MIGLANI
(Company Secretary & Compliance Officer)

Encl: As above

HB STOCKHOLDINGS LIMITED

Registered Office: Plot No.31, Echelon Institutional Area, Sector 32, Gurugram- 122001, Haryana

E-mail : corporate@hbstockholdings.com, Website: www.hbstockholdings.com

CIN: L65929HR1985PLC033936

STATEMENT OF UNAUDITED STANDALONE FINANCIAL RESULTS FOR THE THREE MONTHS/SIX MONTHS ENDED 30TH SEPTEMBER, 2022

(Rs. in Lakhs)

| S.No | Particulars | Three Months ended | | | Six Months ended | | Year Ended |
|------|---|--------------------|-----------------|---------------|------------------|----------------|----------------|
| | | 30.09.2022 | 30.06.2022 | 30.09.2021 | 30.09.2022 | 30.09.2021 | 31.03.2022 |
| | | (Unaudited) | (Unaudited) | (Unaudited) | (Unaudited) | (Unaudited) | (Audited) |
| 1. | Revenue from Operations | | | | | | |
| | a) Interest Income | 27.28 | 28.30 | 11.09 | 55.58 | 22.90 | 69.93 |
| | b) Dividend Income | 13.59 | 3.14 | 33.94 | 16.73 | 36.89 | 63.21 |
| | c) Net Gain on fair value change | 525.04 | 0.00 | 29.41 | 113.73 | 1205.96 | 1464.25 |
| | d) Net Profit in Equity derivative trading / Share dealing | 250.19 | 0.00 | 89.46 | 109.87 | 129.86 | 173.60 |
| | Total | 816.10 | 31.44 | 163.90 | 295.91 | 1395.61 | 1770.99 |
| 2. | Other Income | 0.00 | 0.00 | 0.00 | 0.00 | 0.00 | 1.09 |
| 3. | Total Income (1+2) | 816.10 | 31.44 | 163.90 | 295.91 | 1395.61 | 1772.08 |
| 4. | Expenses | | | | | | |
| | a) Finance Costs | 0.00 | 0.04 | 0.38 | 0.04 | 0.86 | 1.31 |
| | b) Employee benefit expense | 21.06 | 17.09 | 15.60 | 38.15 | 27.65 | 67.24 |
| | c) Depreciation and amortisation expense | 5.53 | 3.70 | 3.99 | 9.23 | 7.74 | 15.46 |
| | d) Other expenses | 25.01 | 25.67 | 36.79 | 50.68 | 55.38 | 106.65 |
| | e) Net Loss on fair value change | 0.00 | 411.31 | 0.00 | 0.00 | 0.00 | 0.00 |
| | f) Net Loss in Equity derivative trading / Share dealing | 0.00 | 140.32 | 0.00 | 0.00 | 0.00 | 0.00 |
| | g) Contingent Provision against standard assets | 0.00 | 0.00 | 0.00 | 0.00 | 0.00 | 3.24 |
| | Total Expense (4) | 51.60 | 598.13 | 56.76 | 98.10 | 91.63 | 193.90 |
| 5. | Profit/(Loss) Before Tax (3-4) | 764.50 | (566.69) | 107.14 | 197.81 | 1303.98 | 1578.18 |
| 6. | Tax Expense | | | | | | |
| | a) Current tax | 0.00 | 0.00 | 48.00 | 0.00 | 48.00 | 50.61 |
| | b) Tax for earlier year | 0.00 | 0.00 | 0.00 | 0.00 | 0.00 | 3.77 |
| | c) Deferred tax/(credit) | 1.59 | (0.28) | (0.39) | 1.31 | (0.32) | (0.25) |
| | Total tax expense | 1.59 | (0.28) | 47.61 | 1.31 | 47.68 | 54.13 |
| 7. | Profit/(Loss) for the period (5-6) | 762.91 | (566.41) | 59.53 | 196.50 | 1256.30 | 1524.05 |
| 8. | Other Comprehensive Income | | | | | | |
| | Items that will not be reclassified to profit or loss | | | | | | |
| | - Net change in Fair Value of Investments carried at FVTOCI | 2.90 | (5.55) | 60.02 | (2.65) | 72.09 | 52.44 |
| | - Remeasurement gain/ (losses) on defined benefit plan | 0.00 | 0.00 | 9.31 | 0.00 | 9.31 | (0.90) |
| | - Income tax relating to above mentioned item | 1.89 | 0.05 | (19.00) | 1.94 | (17.00) | (8.39) |
| | Other Comprehensive Income | 4.79 | (5.50) | 50.33 | (0.71) | 64.40 | 43.15 |
| 9. | Total Comprehensive Income for the period (7+8) | 767.70 | (571.91) | 109.86 | 195.79 | 1320.70 | 1567.20 |
| 10. | Paid-up Equity Share capital (Rs. 10/- per share) | 713.77 | 713.77 | 713.77 | 713.77 | 713.77 | 713.77 |
| 11. | Reserves excluding Revaluation Reserves | N.A. | N.A. | N.A. | N.A. | N.A. | 6215.95 |
| 12. | Earnings Per Share (EPS)- Not Annualised (Rs.) | | | | | | |
| | a) Basic | 10.69 | (7.94) | 0.83 | 2.75 | 17.60 | 21.35 |
| | b) Diluted | 10.69 | (7.94) | 0.83 | 2.75 | 17.60 | 21.35 |


See accompanying notes to the Financial Results.



I. STATEMENT OF STANDALONE ASSETS AND LIABILITIES AS AT 30TH SEPTEMBER, 2022

(Rs. In Lakhs)

| Particulars | Standalone | |
|--------------------------------------|-------------------------------|---------------------------|
| | As at 30th September, 2022 | As at 31st March, 2022 |
| | Un-audited | Audited |
| I ASSETS | | |
| Financial Assets | | |
| a. Cash and cash equivalents | 328.43 | 423.01 |
| b. Bank Balance other than (a) above | 66.73 | 0.00 |
| c. Loans | 1107.15 | 1285.00 |
| d. Investments | 5082.39 | 4811.37 |
| e. Other Financial Assets | 610.27 | 523.73 |
| Non-Financial Assets | | |
| a. Current tax assets (net) | 0.00 | 0.00 |
| b. Deferred Tax Assets (Net) | 1.89 | 1.26 |
| c. Property, Plant and Equipment | 166.94 | 55.23 |
| d. Other non -financial assets | 81.33 | 76.78 |
| TOTAL ASSETS | 7445.13 | 7176.38 |
| II. LIABILITIES AND EQUITY | | |
| LIABILITIES | | |
| Financial Liabilities | | |
| a. Borrowings | 88.18 | 5.39 |
| b. Other financial liabilities | 85.50 | 16.54 |
| Non-Financial Liabilities | | |
| a. Current Tax Liabilities (Net) | 52.73 | 58.11 |
| b. Provisions | 110.06 | 110.06 |
| c. Deferred Tax Liabilities (Net) | 0.00 | 0.00 |
| d. Other non-financial liabilities | 0.23 | 2.25 |
| Equity | | |
| a. Equity Share Capital | 768.08 | 768.08 |
| b. Other Equity | 6340.35 | 6215.95 |
| TOTAL LIABILITIES AND EQUITY | 7445.13 | 7176.38 |



2. STANDALONE CASH FLOW STATEMENT FOR THE HALF YEAR ENDED 30TH SEPTEMBER,2022


(Rs. In Lakhs)


| Particulars | Standalone | |
|--|--|--|
| | For the Six Months ended 30th September,2022 | For the Six Months ended 30th September,2021 |
| | Unaudited | Audited |
| A. CASH FLOW FROM OPERATION ACTIVITIES | | |
| Profit before tax | 197.81 | 1303.98 |
| Adjustment for : | | |
| Depreciation | 9.23 | 7.74 |
| Finance Cost | 0.04 | 0.86 |
| Cash generated form operation before working capital changes | 207.08 | 1312.58 |
| Working capital changes | | |
| (Increase)/ decrease in loans and advances | 177.85 | (35.00) |
| (Increase)/decrease in other financial assets | (86.52) | (330.10) |
| (Increase)/ decrease in other non-financial assets | (3.41) | (4.33) |
| Increase /(decrease) in other financial liabilities | 2.21 | (323.49) |
| (Increase) /decrease in Investment/ Financial assets | (320.12) | (2001.38) |
| Increase /decrease in provisions | 0.00 | (0.34) |
| Increase /decrease in other non financial liabilities | (2.03) | (0.32) |
| Cash Flows before OCI and Tax | (24.94) | (1382.38) |
| Income Tax paid | (6.52) | (1.41) |
| Dividend Paid | (71.38) | 0.00 |
| NET CASH FLOW FROM/ (USED) OPERATING ACTIVITIES | (102.84) | (1383.79) |
| B. CASH FLOW FROM INVESTING ACTIVITIES | | |
| Purchase of Fixed Assets | (120.94) | (2.98) |
| Purchase of Investment | 0.00 | (170.05) |
| Sale of Investment | 46.45 | 1665.57 |
| NET CASH USED IN INVESTING ACTIVITIES | (74.49) | 1492.54 |
| C. CASH FLOW FROM FINANCING ACTIVITIES | | |
| Borrowings | 82.79 | (10.00) |
| Interest paid | (0.04) | (0.86) |
| NET CASH USED IN FINANCING ACTIVITIES | 82.75 | (10.86) |
| NET INCREASE/ DECREASE IN CASH & CASH EQUIVALENTS (A+B+C) | (94.58) | 97.89 |
| OPENING CASH AND CASH EQUIVALENTS | 423.01 | 128.73 |
| CLOSING CASH AND CASH EQUIVALENTS | 328.43 | 226.62 |



- 3 The above standalone financial results prepared and presented pursuant to the Regulation 33 of the SEBI (Listing Obligations and Disclosure Requirements) Regulations, 2015, have been reviewed by the Audit Committee in its meeting held on 10th November, 2022 and were approved by the Board of Directors in its meeting held on that date. The Statutory Auditors have carried out Limited Review of the aforesaid standalone financial results.
- 4 The Company is registered as NBFC with RBI and at present there are no reportable segments as per Indian Accounting Standard - 108 on "Operating Segments" in respect of the Company.
- 5 The Company has considered the possible effects that may result from the COVID-19 pandemic based on the information available to date, both internal and external, in the preparation of these financial results including the recoverability of carrying amounts of financial and non-financial assets and does not expect any material impact on its recoverability.
- 6 Previous Period/ Year figures have been regrouped and/ or rearranged, wherever necessary to make their classification comparable with the current period/ year.

Place : Gurugram
Date : 10th November, 2022

For HB Stockholdings Limited

ANIL GOVAL
(Director)
DIN: 00001938



N.C. AGGARWAL & CO.

CHARTERED ACCOUNTANTS

102, Harsha house, Karampura Commercial Complex,
New Delhi-110 015. Ph: (O) 25920555-556 (R) 25221561
E-Mail: nc.aggarwal@gmail.com

Independent Auditor's Review Report on the Quarterly and year to date Unaudited Standalone Financial Results of the company pursuant to the Regulation 33 of the SEBI (Listing Obligations and Disclosure Requirements) Regulations, 2015, as amended:

To
The Board of Directors of
HB STOCKHOLDINGS LIMITED

1. We have reviewed the accompanying statement of unaudited standalone financial results of HB Stockholdings Limited ('the Company') for the quarter and half year ended September 30, 2022 ('the statement') attached herewith, being submitted by the Company pursuant to the requirements of Regulation 33 of SEBI (Listing obligations and disclosure requirements) Regulation, 2015, as amended ("the Listing Regulations").
2. This statement, which is the responsibility of the Company's Management and approved by the Company's Board of Directors, has been prepared in accordance with the recognition and measurement principles laid down in the Indian Accounting Standard 34 "Interim Financial Reporting" ("Ind AS 34"), prescribed under section 133 of the Companies Act, 2013 as amended, read with relevant rules issued thereunder and other accounting principles generally accepted in India. Our responsibility is to issue a report on the statement based on our review.
3. We conducted our review of the statement in accordance with the Standard on Review Engagement (SRE) 2410, "Review of Interim Financial Information Performed by the Independent Auditor of the Entity" issued by the Institute of Chartered Accountants of India. This standard requires that we plan and perform the review to obtain moderate assurance as to whether the statements free of material misstatement. A review of interim financial information consists of making inquiries, primarily of persons responsible for financial and accounting matters, and applying analytical and other review procedures. A review is substantially less in scope than an audit conducted in accordance with Standards on Auditing and consequently does not enable us to obtain assurance that we would become aware of all significant matters that might be identified in an audit. Accordingly, we do not express an audit opinion.
4. Based on our review conducted as above, nothing has come to our attention that causes us to believe that the accompanying statement, prepared in accordance with the recognition and measurement principles laid down in the aforesaid Indian Accounting Standards ("Ind AS") specified under Section 133 of the Companies Act, 2013 as amended, read with relevant rules issued thereunder and other accounting principles generally accepted in India, has not disclosed the information required to be disclosed in terms of the listing regulations, including the manner in which it is to be disclosed, or that it contains any material misstatement.



5. The comparative financial information of the Company for the quarter and half year ended September 30, 2021, for the quarter ended June 30, 2022 and for the year ended March 31, 2022 prepared in accordance with Ind AS included in this Statement have been reviewed / audited, as applicable, by the predecessor auditors. The reports of the predecessor auditors on these comparative financial information expressed an unmodified conclusion / opinion, as applicable. Our conclusion on the Statement is not modified in respect of above matter.

For **N. C. Aggarwal & Co.,**
Chartered Accountants
Firm Registration No. 003273N



(G. K. Aggarwal)

Partner

M. No.086622

Place: New Delhi

Dated: 10th November 2022

UDIN: 22086622 BCS YFC 5491

| HB STOCKHOLDINGS LIMITED | | | | | | | |
|---|---|--------------------|-----------------|---------------|------------------|-----------------|-----------------|
| Registered Office: Plot No.31, Echelon Institutional Area, Sector 32, Gurugram- 122001, Haryana | | | | | | | |
| E-mail : corporate@hbstockholdings.com, Website: www.hbstockholdings.com | | | | | | | |
| CIN: L65929HR1985PLC033936 | | | | | | | |
| STATEMENT OF UNAUDITED CONSOLIDATED FINANCIAL RESULTS | | | | | | | |
| FOR THE THREE MONTHS/SIX MONTHS ENDED 30TH SEPTEMBER, 2022 | | | | | | | |
| (Rs. in Lakhs) | | | | | | | |
| S.No | Particulars | Three Months ended | | | Six Months ended | | Year Ended |
| | | 30.09.2022 | 30.06.2022 | 30.09.2021 | 30.09.2022 | 30.09.2021 | 31.03.2022 |
| | | (Unaudited) | (Unaudited) | (Unaudited) | (Unaudited) | (Unaudited) | (Audited) |
| 1. | Revenue from Operations | | | | | | |
| | a) Interest Income | 27.28 | 28.30 | 11.09 | 55.58 | 22.90 | 69.93 |
| | b) Dividend Income | 13.59 | 3.14 | 33.94 | 16.73 | 36.89 | 63.21 |
| | c) Net Gain on fair value change | 525.04 | 0.00 | 29.41 | 113.73 | 1205.96 | 1464.25 |
| | d) Net Profit in Equity derivative trading / Share dealing | 250.19 | 0.00 | 89.46 | 109.87 | 129.86 | 173.60 |
| | Total | 816.10 | 31.44 | 163.90 | 295.91 | 1,395.61 | 1,770.99 |
| 2. | Other Income | 0.00 | 0.00 | 0.00 | 0.00 | 0.00 | 1.09 |
| 3. | Total Income (1+2) | 816.10 | 31.44 | 163.90 | 295.91 | 1395.61 | 1772.08 |
| 4. | Expenses | | | | | | |
| | a) Finance Costs | 0.00 | 0.04 | 0.38 | 0.04 | 0.86 | 1.31 |
| | b) Employee benefit expense | 21.06 | 17.09 | 15.60 | 38.15 | 27.65 | 67.24 |
| | c) Depreciation and amortisation expense | 6.35 | 4.52 | 4.80 | 10.87 | 9.36 | 18.73 |
| | d) Other expenses | 25.48 | 26.21 | 37.24 | 51.69 | 56.15 | 108.83 |
| | e) Net Loss on fair value change | 0.00 | 411.31 | 0.00 | 0.00 | 0.00 | 0.00 |
| | f) Net Loss in Equity derivative trading / Share dealing | 0.00 | 140.32 | 0.00 | 0.00 | 0.00 | 0.00 |
| | G) Contingent Provision against standard assets | 0.00 | 0.00 | 0.00 | 0.00 | 0.00 | 3.24 |
| | Total Expense (4) | 52.89 | 599.49 | 58.02 | 100.75 | 94.02 | 199.35 |
| 5. | Profit/(Loss) Before Tax (3-4) | 763.21 | (568.05) | 105.88 | 195.16 | 1301.59 | 1572.73 |
| 6. | Tax Expense | | | | | | |
| | a) Current tax | 0.00 | 0.00 | 48.00 | 0.00 | 48.00 | 50.61 |
| | b) Tax for earlier year | 0.00 | 0.00 | 0.00 | 0.00 | 0.00 | 3.77 |
| | c) Deferred tax | 1.59 | (0.28) | (0.39) | 1.31 | (0.32) | (0.25) |
| | Total tax expense | 1.59 | (0.28) | 47.61 | 1.31 | 47.68 | 54.13 |
| 7. | Profit/(Loss) for the period (5-6) | 761.62 | (567.77) | 58.27 | 193.85 | 1253.91 | 1518.60 |
| 8. | Other Comprehensive Income | | | | | | |
| | Items that will not be reclassified to profit or loss | | | | | | |
| | - Net change in Fair Value of Investments carried at FVTOCI | 2.90 | (5.55) | 60.02 | (2.65) | 72.09 | 52.44 |
| | - Remeasurement gain/ (losses) on defined benefit plan | 0.00 | 0.00 | 9.31 | 0.00 | 9.31 | (0.90) |
| | - Income tax relating to above mentioned item | 1.89 | 0.05 | (19.00) | 1.94 | (17.00) | (8.39) |
| | Other Comprehensive Income | 4.79 | (5.50) | 50.33 | (0.71) | 64.40 | 43.15 |
| 9. | Total Comprehensive Income for the period (7+8) | 766.41 | (573.27) | 108.60 | 193.14 | 1318.31 | 1561.75 |
| 10. | Paid-up Equity Share capital (Rs. 10/- per share) | 713.77 | 713.77 | 713.77 | 713.77 | 713.77 | 713.77 |
| 11. | Reserves excluding Revaluation Reserves | N.A. | N.A. | | N.A. | N.A. | 6108.92 |
| 12. | Earnings Per Share (EPS)- Not Annualised (Rs.) | | | | | | |
| | a) Basic | 10.67 | (7.95) | 0.82 | 2.72 | 17.57 | 21.28 |
| | b) Diluted | 10.67 | (7.95) | 0.82 | 2.72 | 17.57 | 21.28 |

See accompanying notes to the Financial Results.



NOTES:

I. STATEMENT OF CONSOLIDATED ASSETS AND LIABILITIES AS AT 30TH SEPTEMBER, 2022

(Rs. In Lakhs)

| Particulars | Consolidated | |
|--------------------------------------|-------------------------------|---------------------------|
| | As at 30th September, 2022 | As at 31st March, 2022 |
| | Unaudited | Audited |
| I ASSETS | | |
| Financial Assets | | |
| a. Cash and cash equivalents | 329.39 | 424.16 |
| b. Bank Balance other than (a) above | 66.73 | 0.00 |
| c. Loans | 1107.15 | 1285.00 |
| d. Investments | 4999.39 | 4728.37 |
| e. Other Financial Assets | 576.47 | 490.94 |
| Non-Financial Assets | | |
| a. Current tax assets (net) | 0.00 | 0.00 |
| b. Deferred Tax Assets (Net) | 1.89 | 1.26 |
| c. Property, Plant and Equipment | 171.08 | 61.02 |
| d. Other non -financial assets | 83.34 | 78.79 |
| TOTAL ASSETS | 7335.44 | 7069.54 |
| II. LIABILITIES AND EQUITY | | |
| LIABILITIES | | |
| Financial Liabilities | | |
| a. Borrowings | 88.18 | 5.39 |
| b. Other financial liabilities | 85.50 | 16.73 |
| Non-Financial Liabilities | | |
| a. Current Tax Liabilities (Net) | 52.73 | 58.11 |
| b. Provisions | 110.06 | 110.06 |
| c. Deferred Tax Liabilities (Net) | 0.00 | 0.00 |
| d. Other non-financial liabilities | 0.23 | 2.25 |
| Equity | | |
| a. Equity Share Capital | 768.08 | 768.08 |
| b. Other Equity | 6230.66 | 6108.92 |
| TOTAL LIABILITIES AND EQUITY | 7335.44 | 7069.54 |



2. CONSOLIDATED CASH FLOW STATEMENT FOR THE HALF YEAR ENDED 30TH SEPTEMBER,2022

(Rs. In Lakhs)


| Particulars | Consolidated | |
|---|--|--|
| | For the Six Months ended 30th September,2022 | For the Six Months ended 30th September,2021 |
| | Unaudited | Audited |
| A. CASH FLOW FROM OPERATION ACTIVITIES | | |
| Profit before tax | 195.16 | 1301.59 |
| Adjustment for : | | |
| Depreciation | 10.87 | 9.36 |
| Finance Cost | 0.04 | 0.86 |
| Cash generated form operation before working capital | 206.07 | 1311.81 |
| Working capital changes | | |
| (Increase)/ decrease in loans and advances | 177.85 | (35.00) |
| (Increase)/decrease in other financial assets | (86.52) | (330.10) |
| (Increase)/ decrease in other non-financial assets | (3.41) | (4.33) |
| Increase /(decrease) in other financial liabilities | 2.21 | (323.64) |
| (Increase) /decrease in Investment/ Financial assets | (320.12) | (2001.38) |
| Increase /decrease in provisions | 0.00 | (0.34) |
| Increase /decrease in other non financial liabilities | (1.21) | (0.32) |
| Cash Flows before OCI and Tax | (25.13) | (1383.30) |
| Income Tax paid | (6.52) | (1.41) |
| Dividend Paid | (71.38) | 0.00 |
| NET CASH FLOW FROM/ (USED) OPERATING | (103.03) | (1384.71) |
| B. CASH FLOW FROM INVESTING ACTIVITIES | | |
| Purchase of Fixed Assets | (120.94) | (2.98) |
| Purchase of Investment | 0.00 | (170.05) |
| Sale of Investment | 46.45 | 1665.57 |
| NET CASH USED IN INVESTING ACTIVITIES | (74.49) | 1492.54 |
| C. CASH FLOW FROM FINANCING ACTIVITIES | | |
| Borrowings | 82.79 | (10.00) |
| Interest paid | (0.04) | (0.86) |
| NET CASH USED IN FINANCING ACTIVITIES | 82.75 | (10.86) |
| NET INCREASE/ DECREASE IN CASH & CASH | (94.77) | 96.97 |
| OPENING CASH AND CASH EQUIVALENTS | 424.16 | 130.03 |
| CLOSING CASH AND CASH EQUIVALENTS | 329.39 | 227.00 |




- 3 The above consolidated financial results prepared and presented pursuant to the Regulation 33 of the SEBI (Listing Obligations and Disclosure Requirements) Regulations, 2015, have been reviewed by the Audit Committee in its meeting held on 10th November, 2022 and were approved by the Board of Directors in its meeting held on that date. The Statutory Auditors have carried out Limited Review of the aforesaid consolidated financial results.
- 4 The consolidated financial results include financial results of Mount Finance Limited, Wholly Owned Subsidiary of the Company.
- 5 The Consolidated Financial Results of the Company and its subsidiary have been prepared as per Ind AS 110 "Consolidated Financial Statements" as notified by the Ministry of Corporate Affairs.
- 6 The Company is registered as NBFC with RBI and at present there are no reportable segments as per Indian Accounting Standard - 108 on "Operating Segments" in respect of the Company.
- 7 The Company has considered the possible effects that may result from the COVID-19 pandemic based on the information available to date, both internal and external, in the preparation of these financial results including the recoverability of carrying amounts of financial and non-financial assets and does not expect any material impact on its recoverability.
- 8 Previous Period/ Year figures have been regrouped and/ or rearranged, wherever necessary to make their classification comparable with the current period/ year.

Place : Gurugram
Date : 10th November, 2022

For HB Stockholdings Limited




ANIL GOYAL
(Director)
DIN: 00001938

N.C. AGGARWAL & CO.

CHARTERED ACCOUNTANTS

102, Harsha house, Karampura Commercial Complex,
New Delhi-110 015. Ph: (O) 25920555-556 (R) 25221561
E-Mail: nc.aggarwal@gmail.com

Independent Auditor's Review Report on the Quarterly and year to date Unaudited Consolidated Financial Results of the company pursuant to the Regulation 33 of the SEBI (Listing Obligations and Disclosure Requirements) Regulations, 2015, as amended:

To
The Board of Directors of
HB STOCKHOLDINGS LIMITED

1. We have reviewed the accompanying statement of unaudited consolidated financial results of HB Stockholdings Limited (the "Holding Company") and its Subsidiary (the Holding Company and its subsidiary together referred to as "the Group") for the quarter and half year ended September 30, 2021 ("the statement") attached herewith, being submitted by the Holding Company pursuant to the requirements of Regulation 33 of the SEBI (Listing obligations and disclosure requirements) Regulation, 2015, as amended (the "Listing Regulations").
2. This statement, which is the responsibility of the Holding Company's Management and approved by the Holding Company's Board of Directors, has been prepared in accordance with the recognition and measurement principles laid down in the Indian Accounting Standard 34 "Interim Financial Reporting" ("Ind AS 34"), prescribed under section 133 of the Companies Act, 2013 as amended, read with relevant rules issued thereunder and other accounting principles generally accepted in India. Our responsibility is to issue a report on the statement based on our review.
3. We conducted our review of the statement in accordance with the Standard on Review Engagement (SRE) 2410, "Review of Interim Financial Information Performed by the Independent Auditor of the Entity" issued by the Institute of Chartered Accountants of India. This standard requires that we plan and perform the review to obtain moderate assurance as to whether the statements free of material misstatement. A review of interim financial information consists of making inquiries, primarily of persons responsible for financial and accounting matters, and applying analytical and other review procedures. A review is substantially less in scope than an audit conducted in accordance with Standards on Auditing and consequently does not enable us to obtain assurance that we would become aware of all significant matters that might be identified in an audit. Accordingly, we do not express an audit opinion.

We also performed procedures in accordance with the Circular issued by the Securities and Exchange Board of India under Regulation 33(8) of the Listing Regulations, to the extent applicable.



4. The statement includes the result of the Holding Company and the following subsidiaries:
Mount Finance Limited
5. The accompanying statement includes unaudited interim financial results and other unaudited financial information in respect of the unaudited consolidated financial results includes the interim financial results of a Subsidiary which have not been reviewed by their auditors, whose interim financial results reflects total assets of Rs. 7.31 Lakh as at 30th September, 2022, total revenue of Rs. Nil and Rs. Nil for the quarter and half year ended 30th September, 2022 respectively, net loss of Rs. 1.29 lakh and Rs. 2.65 Lakh for the quarter and half year ended 30th September, 2022 respectively and total comprehensive income of Rs. Nil and Rs. Nil for the quarter and half year ended 30th September, 2022 respectively and net cash flows of Rs. 0.20 Lakh for the half year ended 30th September, 2022 as considered in the statement. These unaudited interim financial results and other financial information have not been reviewed by their auditor and have been approved and furnished to us by the Management and our conclusion on the Statement, in so far as it relates to the affairs of these subsidiaries are based solely on such unaudited interim financial results and other unaudited financial information. In our opinion and, according to the information and explanation given to us by the management, these interim financial results and other financial information are not material to the group.

Our Conclusion on the Statement is not modified in respect of above matter.

6. Based on our review conducted as above, nothing has come to our attention that causes us to believe that the accompanying statement, prepared in accordance with the recognition and measurement principles laid down in the aforesaid Indian Accounting Standards ("Ind AS") specified under Section 133 of the Companies Act, 2013 as amended, read with relevant rules issued thereunder and other accounting principles generally accepted in India, has not disclosed the information required to be disclosed in terms of the listing regulations, including the manner in which it is to be disclosed, or that it contains any material misstatement.
7. The comparative financial information of the Group for the quarter and half year ended September 30, 2021, for the quarter ended June 30, 2022 and for the year ended March 31, 2022 prepared in accordance with Ind AS included in this Statement have been reviewed / audited, as applicable, by the predecessor auditors. The reports of the predecessor auditors on these comparative financial information expressed an unmodified conclusion / opinion, as applicable. Our conclusion on the Statement is not modified in respect of above matter.

For **N. C. Aggarwal & Co.,**
Chartered Accountants
Firm Registration No. 003273N


(G. K. Aggarwal)

Partner

M. No.086622

Place: New Delhi

Dated: 10th November 2022

UDIN: 22086622BCSXEE6685

